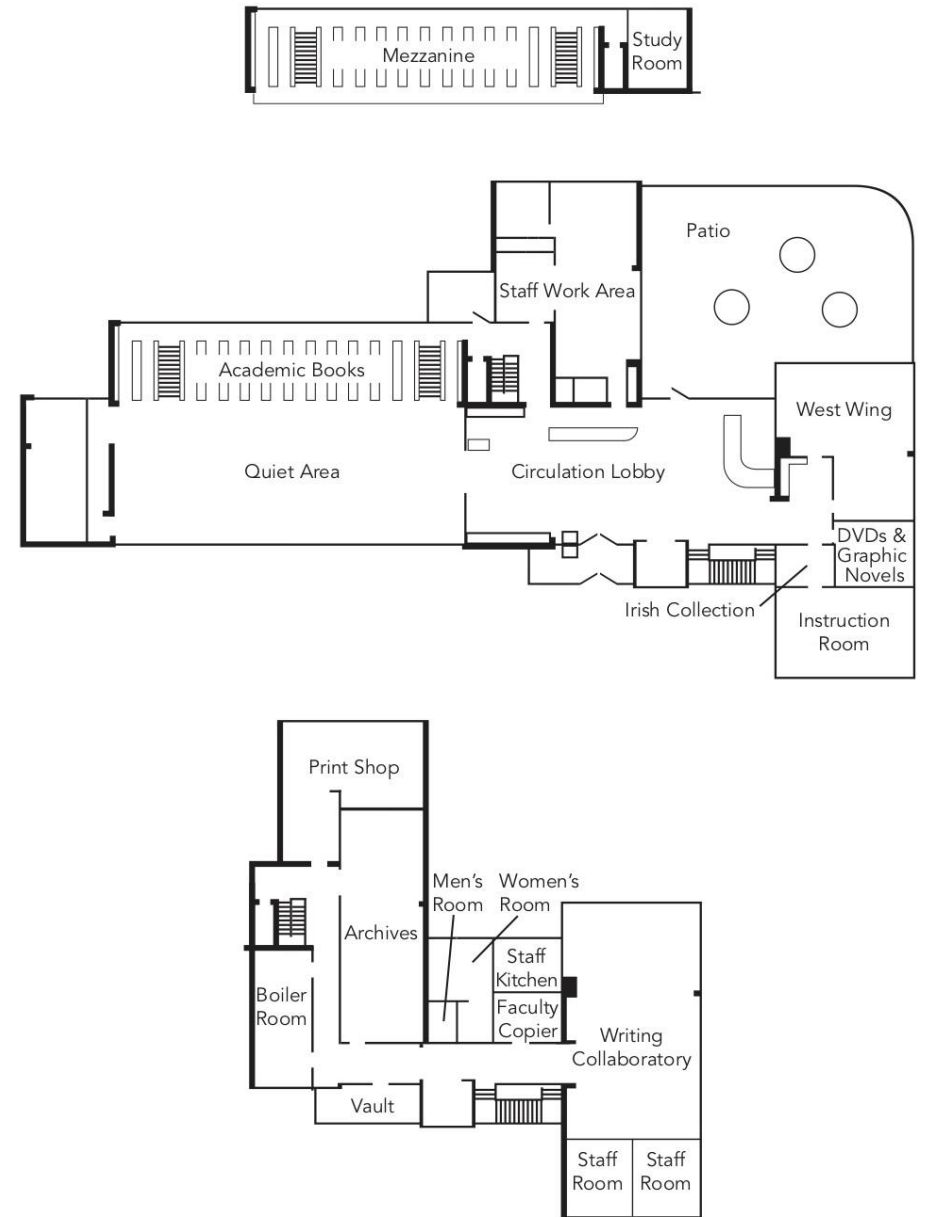


# Record, Edit, Upload, Repeat: Adapting First-Year Library Instruction to a Hyflex Environment

SARA LAUREN PURIFOY

INSTRUCTION LIBRARIAN

TAYLOR MEMORIAL LIBRARY, CENTENARY UNIVERSITY



# Introductions

---

Psychology & English – Gettysburg College

Library & Information Science – University of Pittsburgh

Held positions at public libraries, academic libraries,  
museums & archives

Current Instruction Librarian at Centenary University

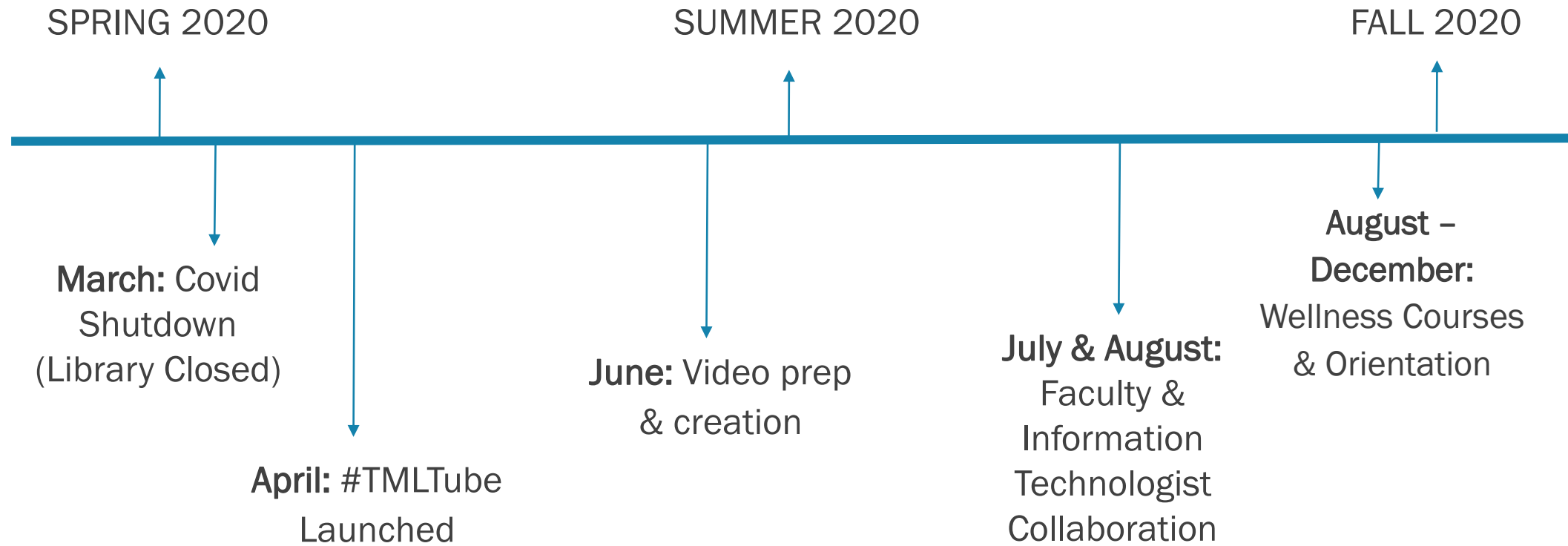
- Responsible for Bibliographic Instruction & Information Literacy Program by designing, scheduling, conducting, and assessing library instruction sessions and information literacy initiatives.

**Nice to meet you!**



# Timeline

---



# March: Covid Shutdown (Library Closed)

---

Virtual library operating hours

Virtual Reference Services

- Online chat
- Ask a Librarian! Reference Form
- Research Appointments via Teams & Zoom



## Virtual Reference

Have a question or need help?

 [Ask a Librarian!](#)


Librarians will make every effort to contact you within one business day!

## Video Appointments



## Contact Us



 [library@centenaryuniversity.edu](mailto:library@centenaryuniversity.edu)

 (908) 852-1400 x2345

 [Book an Appointment](#)



Taylor Memorial Library

25 subscribers

CUSTOMIZE CHANNEL

MANAGE VIDEOS

HOME

VIDEOS

PLAYLISTS

CHANNELS

DISCUSSION

ABOUT



Uploads PLAY ALL

SORT BY



Integrating Sources into Writing

19 views • 1 month ago  
CC



ARCHIVAL ADVENTURES |  
Spotlight: The Great Fire of...

33 views • 2 months ago  
CC



Place a Hold in Taylor  
Memorial Library Catalog

13 views • 4 months ago  
CC



Finding Journal Articles in a  
Database

39 views • 4 months ago  
CC



ARCHIVAL ADVENTURES |  
Episode 1, Centenary...

28 views • 5 months ago  
CC



Finding Popular Sources

53 views • 5 months ago  
CC



Evaluating Journal Articles

36 views • 5 months ago  
CC



Shelf Talk E7: How to Read  
More Books - 8 Tips

25 views • 5 months ago  
CC



Brainstorming Search Terms

78 views • 5 months ago  
CC



Library Update July 2020

22 views • 5 months ago  
CC



TML Online Orientation: Pt. 5

29 views • 6 months ago  
CC



TML Online Orientation: Pt. 4

35 views • 6 months ago  
CC



TML Online Orientation: Pt. 3



TML Online Orientation: Pt. 2



Unshelved No. 2: Summer  
2020



TML Online Orientation: Pt. 1



Shelf Talk E6: Bullet  
Journaling Intro



Shelf Talk E5: Summer  
Reading

# April: #TMLTube Launched

# June: TML Orientation Video Prep & Creation

---

Developed specifically for [incoming freshmen](#) requiring a remote introduction to Library services, staff, and space.

Primarily created using Windows [Video Editor](#), a basic movie making software with a set of easy-to-use video editing tools including storyboard, music, text, motion, and 3D effects.

[Other contributing programs](#) to the project included:

- Voice Recorder
- Snip & Sketch
- PowerPoint
- Windows 10's built-in Game Bar screen recorder (Windows + G)



# Video Prep

---

**Part 1** – Library Layout, Location of Shelved Collections, Library Staff

**Part 2** – Setting Up Student Library Accounts: Koha & Ebsco

**Part 3** – Library Website & Online Collections

**Part 4** – Research & Reference Help

**Part 5** – Library Social Media

**Bonus Welcome Video!**



# Video Creation Checklist

- ✓ Determine content & scope
- ✓ Write transcript
- ✓ Create PowerPoint
- ✓ Record
- ✓ Edit
- ✓ Upload
- ✓ Repeat

The image shows a YouTube interface for a video playlist. On the left, a video player displays the title 'Welcome to Taylor Memorial Library!' and 'ONLINE ORIENTATION PART ONE' with a 'PLAY ALL' button. Below the player, the playlist title 'Library Orientation' is shown with a pencil icon, along with '6 videos · 4 views · Last updated on Nov 16, 2020' and a 'Public' dropdown menu. A description states: 'This Orientation is made up of five parts. It will take you approx. 45 minutes to an hour to complete the course.' Another note says: 'While it is possible to watch each part out of order as a stand-alone lesson, it is recommended that each part is completed consecutively.' A final note reads: 'In its entirety, this orientation will introduce you to Taylor Memorial Library's (or TML's) services and resources to help you understand and start using all the Library has to offer!'. On the right, a 'SORT' menu is visible above a list of five video items, each with a thumbnail, title, channel name 'Taylor Memorial Library', and duration: 'TML Online Orientation: Pt. 1' (6:26), 'TML Online Orientation: Pt. 2' (5:59), 'TML Online Orientation: Pt. 3' (7:18), 'TML Online Orientation: Pt. 4' (6:54), and 'TML Online Orientation: Pt. 5' (6:43). A sixth video item, 'Welcome to Taylor Memorial Library!' (1:17), is partially visible at the bottom.

## TML Online Orientation: Welcome!

Centenary University / LibGuides / TML Online Orientation / Welcome!

### Course Overview:

Hello! Glad you're here! This Orientation is made up of five parts. It will take you approx. 45 minutes to an hour to complete the course.

While it is possible to watch each part out of order as a stand-alone lesson, it is recommended that each part is completed consecutively.

In its entirety, this orientation will introduce you to Taylor Memorial Library's (or TML's) services and resources to help you understand and start using all the Library has to offer!

### Here's What to Expect:

Part 1 – Library Layout, Location of Shelved Collections, Library Staff

Part 2 – Setting Up Student Library Accounts: Koha & Ebsco

Part 3 – Library Website & Online Collections

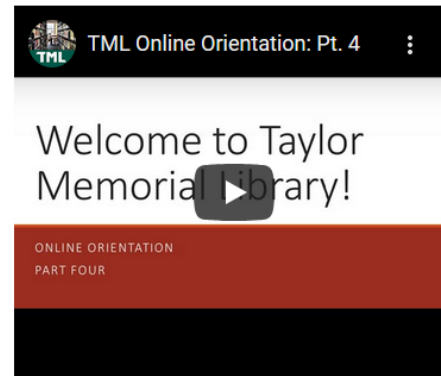
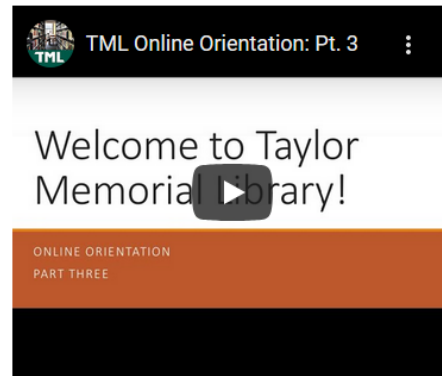
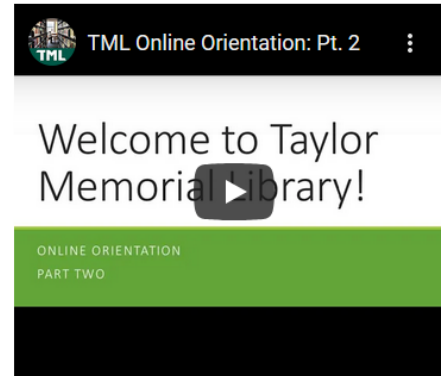
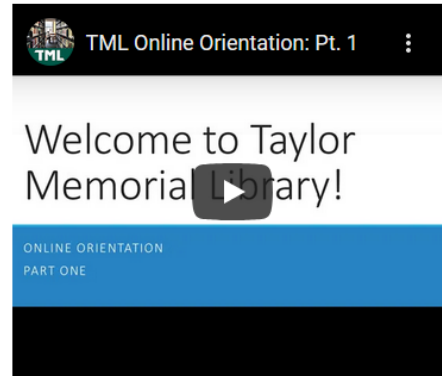
Part 4 – Research & Reference Help

Part 5 – Library Social Media

Bonus Welcome Video!

### Video Transcripts:

- [Part 1 Transcript](#)
- [Part 2 Transcript](#)
- [Part 3 Transcript](#)



# Online Orientation LibGuide

# Student Survey

---

Microsoft Form

Available August 30 –  
December 18, 2020

**TML Online Orientation Survey Fall 2020**

Please fill out this survey AFTER completing the five part Online Orientation for Taylor Memorial Library. This survey will help us assess the effectiveness of our instructional videos and help you test your new knowledge about the Library! There are eight questions. Good luck!

**\* Required**

1. Where is TML's academic book collection shelved? \*

- Quiet Area Stacks
- Behind the Circulation Desk
- Staff Area
- Instruction Room

2. What Library items CANNOT be searched in TML's Online Catalog? \*

- Electronic Journals
- Print Books
- Dvds
- Periodicals

3. What database should you search if you want to search MOST library resources including full-text electronic journal articles, newspapers, and abstracts? \*

- Proquest
- Cyclone Search
-

# July & August: Campus Collaborations

A collaboration with the University's [Instructional Technologist](#) and the [Director of Academic Transitions Program](#) ensured that links to the orientation content were imported into the [Moodle course sites](#).

The screenshot displays a Moodle course interface. On the left is a sidebar menu with the following items: WELLNESS MASTER SHELL, Participants, Badges, Competencies, Grades, General, Taylor Memorial Library (highlighted), Academic Success & Advising Center, Tutoring Center, Collaboratory (Writing Center), Wellness Center (Health/Counseling Services), Chaplain, Career Services/Study Abroad, Student Life, Home, Dashboard, and Calendar. The main content area is titled 'WELLNESS MASTER SHELL' and includes a breadcrumb trail: Home / My courses / WELLNESS MASTER SHELL / Taylor Memorial Library. Below the title is an 'Announcements' section with the text 'Taylor Memorial Library'. A section titled 'Watch the Library Orientation Videos' contains a list of video links: Library Website - Click to view the Online Orientation Landing Page, TML Part 1, TML Part 2, TML Part 3, TML Part 4, TML Part 5, and TML Bonus Welcome. Below this is an 'Online Orientation Quiz' section with a 'Restricted' warning and a list of completion conditions: TML Part 1, TML Part 3, TML Part 4, TML Part 5, TML Bonus Welcome, and TML Part 2. At the bottom, there is a section for 'Optional Library Visit'.

# August – December: Wellness Courses & Orientation

---

New core curriculum voted in last year.

Nine sections of freshmen course [Wellness](#), LAS-1305.

Newly offered course designed to address [habits for wellbeing and strategies for success](#) through the introduction of academic support services on campus.

Average class size of 20.

All sections had access to [TML Online Orientation content via direct link & Moodle](#) and were offered [additional in-class instruction](#) (email reminders).

# Results

---

## ORIENTATION VIDEOS

Total Videos: 6

Total Views: 311

Average View per Video: 52

Total Watch Time: 13.25 Hours

## STUDENT SURVEY

Total Submissions: 61

Response Rate: 30% – 40%

## FOLLOW-UP VISITS

Only 2 Wellness Course instructors took advantage of follow-up class visits

## 1. Where is TML's academic book collection shelved?

[More Details](#)

● Quiet Area Stacks	39
● Behind the Circulation Desk	18
● Staff Area	3
● Instruction Room	1



## 2. What Library items CANNOT be searched in TML's Online Catalog?





[More Details](#)

● Electronic Journals	20
● Print Books	7
● Dvds	21
● Periodicals	13



3. What database should you search if you want to search MOST library resources including full-text electronic journal articles, newspapers, and abstracts?

[More Details](#)

 Proquest	4
 Cyclone Search	39
 Ebooks	7
 Ebsco	11





#### 4. How would you describe Information Literacy and why is it important?

61 Responses

ID ↑	Name	Responses
1	anonymous	Information Literacy is when you recognize when information is needed and use the information effectively. This is important because you should be able to incorporate information into your data base and use it in the world around you.
2	anonymous	information literacy is how you would learn and understand the information the teacher gives you. Its important because it teaches you important information.
3	anonymous	Information Literacy is a persons ability to understand where, why, and how they should use and gather information to their benefit or to spread to others. It is important because without it, people would not know how to research or properly gather the information needed for tasks.
4	anonymous	Information Literacy is being able to enlighten yourself and obtain knowledge with the resources you are given or can find. This is important because we can learn to use this information throughout our lives and continue to use it as we grow up.

5. TML's eNewsletter is published each semester. It is called:

[More Details](#)

● How Dewey Do It?	4
● Unshelved	34
● Cover to Cover	21
● Ref and Ready	2

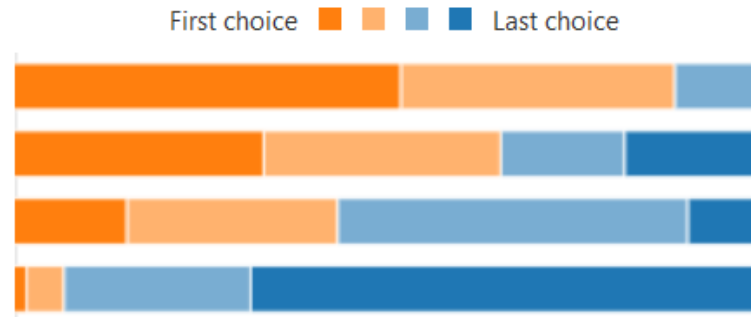


6. Please use the arrows to the right to rank the order in which you are most likely to contact a librarian.

[More Details](#)

**Rank Options**

1	Emailing library@centenaryun...
2	Calling the Library Building at ...
3	Online Chatting from the Libra...
4	Commenting or Sending a D...



7. Please rate the overall helpfulness of the information provided in the orientation videos.

[More Details](#)

61

Responses



4.38 Average Rating

8. Please rate the overall quality of the orientation videos.

[More Details](#)

61

Responses



4.46 Average Rating

# Conclusion

---

## FUTURE CONSIDERATIONS

Consider...

- changing the Microsoft Survey from a "Form" to a "Quiz"
- providing extra instructor incentive to utilize library created content and request follow-up instruction
- time needed to edit and modify videos

## LESSONS LEARNED & TAKEAWAYS

Prepping and presenting virutally takes longer than traditional in-person instruction.

The most involved TML has EVER been with the First Year Experience!

- The virtual/hybrid environment allowed our small staff of three librarians (7 total in Library) to be in more places at once

# Thank You!

---

Sara Lauren Purifoy

Instruction Librarian

Taylor Memorial Library, Centenary University

[sara.purifoy@centenaryuniversity.edu](mailto:sara.purifoy@centenaryuniversity.edu)

[saralaurenpurifoy.com](http://saralaurenpurifoy.com)

Questions?